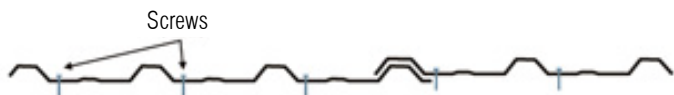




## Screw Placement & Lapping

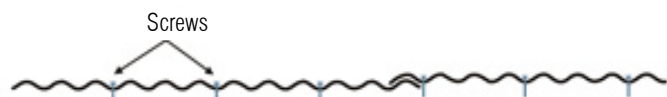
Diamond Rib / WF-928 / WF-1236



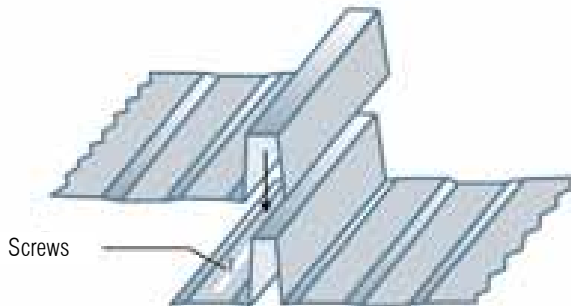
Weathershield 1



WF 7/8 Corrugated Wall



Prolok



Washer / Weather Guard Dome

CORRECT



Neoprene washer slightly visible at edge of metal washer. Assembly is weather tight.

TOO LOOSE



Neoprene washer not visible, not enough compression to seal properly.

TOO TIGHT



Metal washer deformed. Neoprene washer extruded beyond edge of washer.

Duraclad / Allclad



Weathershield 2



WF 7/8 Corrugated Roof

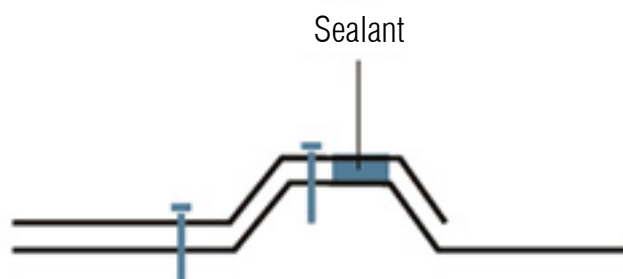


Dekk-Tile



- ▶ Use a 10 x 1½ Screw in the lows every 2nd row staggered.
  - ▶ Use a 10 x 1½ Screw along the bottom edge of the sheet.
  - ▶ Use a 12 x 7/8" Stitch Screw in the side laps every 2nd row.
- At the eave and ridge screw every low. z

Sidlap Sealant



Low sloped roofs and high wind areas.